

This Page Is Inserted by IFW Operations
and is not a part of the Official Record

BEST AVAILABLE IMAGES

Defective images within this document are accurate representations of the original documents submitted by the applicant.

Defects in the images may include (but are not limited to):

- BLACK BORDERS
- TEXT CUT OFF AT TOP, BOTTOM OR SIDES
- FADED TEXT
- ILLEGIBLE TEXT
- SKEWED/SLANTED IMAGES
- COLORED PHOTOS
- BLACK OR VERY BLACK AND WHITE DARK PHOTOS
- GRAY SCALE DOCUMENTS

IMAGES ARE BEST AVAILABLE COPY.

**As rescanning documents *will not* correct images,
please do not report the images to the
Image Problem Mailbox.**





(12) **EUROPEAN PATENT APPLICATION**

(43) Date of publication: **07.02.2001 Bulletin 2001/06** (51) Int. Cl.⁷: **G06F 9/44**

(21) Application number: **00305804.7**

(22) Date of filing: **10.07.2000**

<p>(84) Designated Contracting States: AT BE CH CY DE DK ES FI FR GB GR IE IT LI LU MC NL PT SE Designated Extension States: AL LT LV MK RO SI</p> <p>(30) Priority: 20.07.1999 US 357738</p> <p>(71) Applicant: Xerox Corporation Rochester, New York 14644 (US)</p> <p>(72) Inventors: • Kiczales, Gregor J. Palo Alto, CA 94306 (US) • Lamping, John O. Los Altos, California 94024 (US)</p>	<ul style="list-style-type: none"> • Lopes, Cristina V. San Francisco, CA 94132 (US) • Huginin, James J. Sunnyvale, California 94086 (US) • Hillsdale, Erik A. Bloomington, IN 47401 (US) • Boyapati, Chandrasekhar Cambridge, Massachusetts 01239 (US) <p>(74) Representative: Skone James, Robert Edmund et al GILL JENNINGS & EVERY Broadgate House 7 Eldon Street London EC2M 7LH (GB)</p>
--	--

(54) **Aspect-oriented programming**

(57) The concept of a general purpose aspect is introduced where an aspect transparently forces cross-cutting behavior on object classes and other software entities. A reusable aspect is further described for use as part of an aspect library (310).

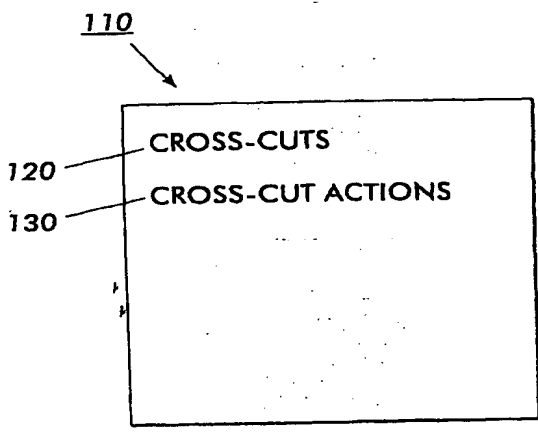


FIG. 1

EP 1 074 911 A2

Description

[0001] The present invention relates generally to creating software, and more particularly to aspect-oriented programming and aspect libraries.

5 [0002] Procedural languages such as for Fortran, Pascal, and C are useful for defining programs where the execution is straightforward, beginning at a starting point and executing in a stepwise manner to an end. In this model, design issues can be addressed by units of contiguous program execution. Deviations from the straightforward path are provided by function calls which allow program execution to jump from the main routine to the subroutine, and back again to the main routine. The use of subroutines allows for programming efficiency for implementing common routines; however, with programs becoming increasingly more complicated, and the number of common routines also growing, programs written in procedural languages are becoming increasingly complicated and difficult to maintain.

10 [0003] With modern computer programs becoming increasingly long and complex creations which may have many millions of lines of code, the concept of modularity is becoming increasingly important in the development of software. With a modular approach, the various functions of a computer program may be separated into modules which various programmers can work on independently. One popular programming paradigm that embodies the concept of modularity is that of object-oriented programming (OOP).

15 [0004] The central idea behind object-oriented programming is the object model, where all programs are structured as collections of interrelated objects, each of which represents an instance of some class in a hierarchy of object classes.

20 [0005] Object-oriented programming involves defining, creating, using, and reusing "objects", which can be used to model ideas and things in terms of their features (data) and behaviors (methods). Each object is a self-contained software element including data and methods for operating on the data. Objects are created by defining object classes from which objects are created, or "instantiated". The object classes are templates for creating objects. Each object created from a particular object class includes all the data and methods of the object class, as well as data and methods from its superclasses, and different objects of the same object class may be used for different purposes. Common object-oriented programming languages include Smalltalk, C++, and Java. Object classes for implementing commonly-encountered issues are often packaged as class libraries which developers can call upon, rather than having to re-create new object classes.

25 [0006] Other, non-OOP approaches are also commonly used, such as embodied in procedural programming languages and functional programming languages.

30 [0007] When design features may be cleanly divided among distinct elements, these approaches provide good support for programming those features in a modular way. However, these approaches fail to provide the proper support in certain situations, such as those involving shared resources, error handling, or other systemic issues where the same or similar functionality affects or is affected by many different elements.

35 [0008] The reason why these approaches are insufficient is that those issues cross-cut the primary modularization of the systems. Cross-cutting occurs when some particular concern depends on and/or must affect parts of the implementation of several of the functional modules of the system. Many cross-cuts are not weaknesses of the designs; they are a natural and unavoidable phenomena in complex systems, and they are the basis for the concept of "aspect".

40 [0009] Implementing those cross-cutting concerns in traditional programming languages, even object-oriented ones, typically requires scattering bits of code throughout the program, resulting in code that is tangled.

[0010] For example, non-trivial performance optimizations tend to cross-cut many modules when writing programs using traditional programming languages. So, for example, using Lisp or Java, the implementation of a cross-cutting performance optimization ends up affecting the non-optimized, modular implementation of the components in ways that are all but obvious, resulting in code that is tangled and in loss of the optimization abstraction.

45 [0011] In accordance with one aspect of the present invention, a computer system has a processor, a memory, and a software entity comprising either a program body or one or more object classes, the software entity defining an overall functionality of a software application program, and an aspect-oriented programming environment supporting an aspect that implements concerns that cross-cut the overall functionality of the software entity, the aspect comprising:

- 50 a) a cross-cut that comprises a point in the execution where cross-cutting behavior is to be included; and
 b) a cross-cut action comprising a piece of implementation associated with the cross-cut, the piece of implementation comprising computer-executable code that implements the cross-cutting behavior;
 c) wherein the cross-cut action transparently forces the cross-cutting behavior on the software entity.

55 [0012] An aspect is a concern that cross-cuts the primary modularization of a software system. An aspect-oriented programming language extends traditional programming languages with constructs for programming aspects. Such constructs can localize the implementation of cross-cutting concerns in a small number of special program modules, rather than spreading the implementation of such concerns throughout the primary program modules.

[0013] In order to capture the cross-cutting nature of aspects, such special program modules break the traditional rules of encapsulation in principled ways. They can affect the implementation of the primary modules without the explicit consent of those primary modules; further, they can do that for several primary modules simultaneously.

5 [0014] Aspect oriented programing (AOP) extends the expressive facilities available to the programmer, so that many design decisions can be expressed locally. The AOP programmer writes the base program in a traditional programming language, and also writes pieces of aspect code, each of which affects executions that are described in some parts of the base program.

[0015] In such a manner, aspect code can localize the implementation of some design patterns in a few modules, rather than spreading the fields and methods of those patterns throughout the classes, and can capture the tracing, debugging and instrumentation support for a complex system in a few modules, capture error handling protocols involving several classes in a single module, and capture resource sharing algorithms involving several classes in a single module, rather than as multiple code fragments tangled throughout the classes.

10 [0016] The special program modules for programming aspects enable this by cross-cutting the modularity of classes in principled ways. So one of those special program modules can affect the implementation of several classes (or several methods within a single class) in a clean, principled way. Aspect-Object interaction differs from Object-Object interaction and other traditional programming paradigms in that with the traditional approaches, all behaviors of the objects are encapsulated in the objects themselves, either as a direct implementation in the object class definition, as a request encoded in the object class definition to use the behaviors of other objects (e.g., a method call), or as a request in the object class definition to reuse the implementations of other object classes (e.g. through inheritance).
20 Thus, in these traditional approaches, all control of an object's behavior lies with the object itself. In the AOP environment, on the other hand, a part of the object's behavior can be defined in an aspect outside of the object without the object having to request the behavior in any way. Thus, it can be said that a part of the object's behavior is transparently forced on the object by the aspect. Moreover, aspects have a more global effect in that one aspect can forces its behavior on multiple objects, possibly of different classes.

25 [0017] The paradigm of Aspect-Oriented Programming was first introduced in Gregor Kiczales et al., *Aspect-Oriented Programming in Proceedings of the European Conference on Object-Oriented Programming (ECOOP 97)*, June 1997 ("Kiczales"), which is hereby incorporated by reference. In Kiczales, a new unit of software modularity, called an aspect, was provided that appears to provide a better handle on managing cross-cutting concerns.

[0018] In Kiczales, only highly domain-specific aspect-oriented systems had been developed. There was also a goal of developing a general purpose AOP mechanism. At the time of the prior art, it was unknown how to generalize from the very specific examples of AOP to conceive of the necessary abstractions in order to create a general model. Thus, the aspect-oriented programming of the prior art was a hypothetical paradigm having the goal of providing a clean separation between and among components and aspects.

30 [0019] In Kiczales, four highly domain-specific aspect-oriented systems had been developed: AML, RG, ETCML, and D. For each of these cases, a new language had to be created, and a new compiler had to be implemented. While each of these languages included a notion of an "aspect", none of these aspects could be used with any of the languages for the other three because the foundation principles underlying a general-purpose aspect language were not known. Thus, each time a new aspect-oriented application is to be created, a designer would first have to create a new language, and implement a new compiler before actually developing the software application.

40 [0020] The present invention presents a general-purpose aspect-oriented programming paradigm. The environment embodying the present invention is called AspectJ, and avoids the shortcomings of prior art programming paradigms. AspectJ is an extension to the Java programming language. In AspectJ, object code is encapsulated in Java classes, and aspect code is encapsulated in special program modules called "aspects".

[0021] The generalization embodied in the present invention is based on the realization that cross-cuts can be represented by capturing points in the computation, such as message sends, method definitions, object accesses, paths in sequences of calls, etc.

45 [0022] To improve the usefulness of aspects in simplifying software development, a library aspect is introduced which allows for the abstract implementation of AOP.

50 Figure 1 illustrates an aspect according to an example of the the present invention;
Figure 2 is a flowchart depicting a method for creating a software program according to an example of the present invention;
Figure 3 depicts an aspect library; and,
Figure 4 is a block diagram of a computer system.

55 [0023] In this example, the method is implemented on a computer system 400 (Figure 4) having a processor 410 and a memory 420 including a software entity 430.

[0024] The present invention is a system for facilitating the development of software programs using aspect-ori-

ented techniques. In accordance with the present invention, the system of the present invention executes on a computer, such as a general purpose personal computer of a type well-known in the art.

[0025] Referring to Figure 1, an aspect 110 according to the present invention provides a general way of implementing cross-cutting behavior. To do so, the aspect includes a cross-cut 120 and a cross-cut action 130. These cross-cuts can be concrete or abstract, as will be described in greater detail in conjunction with the discussion of aspect libraries, below. The cross-cut includes points in the computation where the cross-cutting action is to occur.

[0026] A point in the computation of a program is an action of the computation corresponding to a feature of the programming language in which the program is developed.

[0027] Programming languages have features that describe kinds of actions to perform. A program written in the programming language uses these features to call for specific such actions. When the program is executed, the implementation dynamically carries out a sequence of these actions in accordance with the program's instructions. Those are referred to as points in the computation.

[0028] Examples of points in the computation include reading a variable, a method invocation, the start of the execution of a method, the return from a method invocation, instantiation of an object, test of a condition, the raising of an exception, the capture of an exception, etc.

[0029] Being able to refer to an intended set of points in the computation is a key technical requirement for having a general-purpose aspect language. But such a goal is not trivial to achieve, because many of those sets of points do not have an explicit embodiment in the source code of the program. For example, objects are instantiated dynamically at run-time. Therefore denoting a method invocation on a specific object cannot be done through the use of a simple name, but must be done through denoting a variable that refers to that object and/or through enumerating properties of that object.

[0030] A general-purpose aspect language provides support for identifying sets of points of interest in the computation and for referring to them in the source code. By providing this support, the programmer can then associate one single piece of behavior with many different points in the computation.

[0031] A cross-cut action is a piece of implementation (i.e., code) that is to be executed on a cross-cut. These cross-cut actions may be implemented using common programming techniques and common programming language constructs.

[0032] Figure 2 illustrates the application, of AOP in developing and/or modifying software. AOP can be applied to any previously developed software application for which source code is available. This can be useful for applying such functionality as system monitoring or tracing, both of which are described in greater detail in our copending US patent application entitled ASPECT-ORIENTED SYSTEM MONITORING AND TRACING filed on 20 July 1999, which is incorporated by reference into the present specification. AOP can also be applied to previously developed software to add new functionality which cross-cuts the primary functionality of the software application.

[0033] In developing new software, AOP can be used to software monitoring and tracing as described above, and can also be used to implement any other cross-cutting issues for the software application. A benefit of AOP is that the defining of aspects may be done concurrently with the development of the software entities defining the primary functionality of the software application.

[0034] In either developing or modifying, primary functionality for the software is created as one or more object classes or other program bodies. Cross-cutting functionality is added to the software through the use of an aspect. Aspects implementing cross-cutting behavior are defined at step 210. Then, in order to have the aspects force their behavior on the object classes, the aspects are compiled, at step 220, along with the object classes.

[0035] In a present embodiment of the invention, a compiler for performing the compilation of step 220 takes the source files for the aspects and object classes, and produces intermediate object classes that are then compiled into byte codes. Those skilled in the art will readily appreciate that other ways of performing the compilation are possible without departing from the spirit of the invention. For example, the composition might be done at the byte code level.

[0036] Tables 1 through 3, below, contain source code for an object class, and two aspect definitions, respectively.

50

55

```

----- File: Point.java -----
5  import java.io.*;
   import java.util.*;

   class Point {
10  private int _x = 0;
   private int _y = 0;

   Point() {}

   void set (int x, int y) {
15  _x = x; _y = y;
   }

   void setX (int x) { _x = x; }
   void setY (int y) { _y = y; }
20

   int getX() { return _x; }
   int getY() { return _y; }
   }

```

Table 1 -Source code for object class Point

```

----- File: ShowAccesses.java -----
30  import java.io.*;

   aspect ShowAccesses {
35  public static void main(String[] args) {
   Point p1 = new Point();
   Point p2 = new Point();
   Point p3 = new Point();

   for (int i = 0; i <= 100; i++ ) {
40  p1.set(i, i);
   p2.set(i, i);
   p3.set(i, i);
   }

45  advise Point(*), Line(*) {
   static before {
   System.out.println("C");
   }
50  }

   advise * Point.getX(*), * Point.getY(*),

```

```

5      * Line.getX1(*), * Line.getY1(*),
      * Line.getX2(*), * Line.getY2(*) {
      static before {
        System.out.println("R");
      }
      }
      advise * Point.set(*), * Point.setX(*), *
10 Point.setY(*),
      * Line.set(*), * Line.setX1(*), *
      Line.setY1(*),
      * Line.setX2(*), * Line.setY2(*) {
      static before {
        System.out.println("W");
      }
15    }
  }
}

```

Table 2 - Source code for aspect ShowAccesses

```

25 ----- File: AutoReset.java -----
import java.io.*;

aspect AutoReset {
30   public static void main(String[] args) {
      Point p1 = new Point();
      Point p2 = new Point();
      Point p3 = new Point();

      AutoReset a1 = new AutoReset();
      a1.addObject(p1);
      a1.addObject(p2);
      a1.addObject(p3);

      for (int i = 0; i <= 100; i++ ) {
40         p1.set(i, i);
         p2.set(i, i);
         p3.set(i, i);
      }
    }

    int count = 0;
    advise * Point.set(..), * Point.setX(..), *
50 Point.setY(..) {
      after {
        if (++count >= 100) {
          System.out.println("Resetting " +
thisObject + ".");
          count = -1;
          x = 0;

```



```

5  /*
   * The body of this member was replaced by
   aspectj
   * At the core of this code is a call to
   * protected final void Point$set(int x, int y)
   * which holds the original method body.
10  * Around this call is the code for all advise
   * weaves that apply to this member.
   */
15 void set(int x, int y) {
   {
   /*
   * Generated by aspectj
   * This implements the before advice *
20 set()
   * weave from the aspect ShowAccesses.
   (ShowAccesses.java:27)
   */
   {
   java.lang.System.out.println("W");
30 }
   Point$set(x, y);
   /*
   * Generated by aspectj
   * This implements the after advice * set()
   * weave from the aspect AutoReset.
35 (AutoReset.java:24)
   */
   {
   java.util.Enumeration _enumeration =
45 _aspects.elements();
   while (_enumeration.hasMoreElements()) {
   java.lang.Object _thisAspect =
   _enumeration.nextElement();
   if (_thisAspect instanceof AutoReset)
50 {
   final AutoReset thisAspect =

```

55

```

5      (AutoReset)_thisAspect;
        {
            if (++thisAspect.count >= 100) {
java.lang.System.out.println("Reseting " + this +
10      ".");
                thisAspect.count = -1;
                _x = 0;
                _y = 0;
15      }
            }
        }
20      }
    }
}

25      /*
        * This method contains the original method
body for
        * void setX(int x)
        * This method is called from the original
method.
        */
35      protected final void Point$setX(int x) {
        _x = x;
    }

40      /*
        * The body of this member was replaced by
aspectj
45      * At the core of this code is a call to
        * protected final void Point$setX(int x)
        * which holds the original method body.
        * Around this call is the code for all advise
50      * weaves that apply to this member.
        */

```

55

```

void setX(int x) {
  {
    /*
      * Generated by aspectj
      * This implements the before advice *
    setX()
      * weave from the aspect ShowAccesses.
      (ShowAccesses.java:27)
    */
    {
      java.lang.System.out.println("W");
    }
    Point$setX(x);
    /*
      * Generated by aspectj
      * This implements the after advice *
    setX()
      * weave from the aspect AutoReset.
      (AutoReset.java:24)
    */
    {
      java.util.Enumeration _enumeration =
      _aspects.elements();
      while (_enumeration.hasMoreElements()) {
        java.lang.Object _thisAspect =
        _enumeration.nextElement();
        if (_thisAspect instanceof AutoReset)
        {
          final AutoReset thisAspect =
          (AutoReset)_thisAspect;
          {
            if (++thisAspect.count >= 100) {
              java.lang.System.out.println("Resetting " + this +
              ".");
              thisAspect.count = -1;
              x = 0;
            }
          }
        }
      }
    }
  }
}

```

```

5      _y = 0;
        }
    }
}

10
}

15
/*
 * This method contains the original method
body for
 * void setY(int y)
20
 * This method is called from the original
method.
 */
protected final void Point$setY(int y) {
25
    _y = y;
}

30
/*
 * The body of this member was replaced by
aspectj
 * At the core of this code is a call to
35
 * protected final void Point$setY(int y)
 * which holds the original method body.
 * Around this call is the code for all advise
 * weaves that apply to this member.
40
 */
void setY(int y) {
45
    {
        /*
         * Generated by aspectj
         * This implements the before advice *
50
setY()
         * weave from the aspect ShowAccesses.
         (ShowAccesses.java:27)

```

55

```

5      */
      {
        java.lang.System.out.println("W");
      }
      Point$setY(y);
10     /*
        * Generated by aspectj
        * This implements the after advice *
setY()
15     * weave from the aspect AutoReset.
      (AutoReset.java:24)
      */
      {
20         java.util.Enumeration _enumeration =
        _aspects.elements();
        while (_enumeration.hasMoreElements()) {
25             java.lang.Object _thisAspect =
            _enumeration.nextElement();
            if (_thisAspect instanceof AutoReset)
30             {
                final AutoReset thisAspect =
                (AutoReset)_thisAspect;
35                 if (++thisAspect.count >= 100) {
                    java.lang.System.out.println("Resetting " + this +
40                     ".");
                    thisAspect.count = -1;
                    _x = 0;
                    _y = 0;
45                 }
            }
        }
50     }
}

```

```

5      /*
      * This method contains the original method
body for
      * int getX()
      * This method is called from the original
10    method.
      */
      protected final int Point$getX() {
15        return _x;
      }

20    /*
      * The body of this member was replaced by
aspectj
      * At the core of this code is a call to
25    * protected final int Point$getX()
      * which holds the original method body.
      * Around this call is the code for all advise
      * weaves that apply to this member.
30    */
      int getX() {
          int thisResult;
35        {
            /*
            * Generated by aspectj
            * This implements the before advice *
40    getX()
            * weave from the aspect ShowAccesses.
            (ShowAccesses.java:20)
            */
45        {
            java.lang.System.out.println("R");
            }
            thisResult = Point$getX();
50        }
          return thisResult;

```

55

```

5
    }
    /*
    * This method contains the original method
body for
    * int getY()
10
    * This method is called from the original
method.
    */
15
    protected final int Point$getY() {
        return _y;
    }

20
    /*
    * The body of this member was replaced by
aspectj
25
    * At the core of this code is a call to
    * protected final int Point$getY()
    * which holds the original method body.
    * Around this call is the code for all advise
30
    * weaves that apply to this member.
    */
    int getY() {
35
        int thisResult;
        {
            /*
            * Generated by aspectj
            * This implements the before advice *
40
            * weave from the aspect ShowAccesses.
            * (ShowAccesses.java:20)
            */
            {
45
                java.lang.System.out.println("R");
            }
50
            thisResult = Point$getY();
        }
    }
55

```



```

5      return thisResult;
        }

        protected java.util.Vector _aspects = new
10     java.util.Vector();
        public java.util.Vector getAspects() {
            return _aspects;
        }
15     }
    }

```

Table 4 - Intermediate code for object class Point

20

```

----- File: ajworkingdir\ShowAccesses.java -----
-----
25
import java.io.*;
class ShowAccesses extends java.lang.Object {
30     public static void main(java.lang.String[]
        args) {
            Point p1 = new Point();
            Point p2 = new Point();
            Point p3 = new Point();
            for (int i = 0; i <= 100; i++) {
40                 p1.set(i, i);
                    p2.set(i, i);
                    p3.set(i, i);
            }
45     }
}
50

```

Table 5 - Intermediate code for aspect ShowAccesses

50

55

```
----- File: ajworkingdir\AutoReset.java -----  
-----  
5  
import java.io.*;  
class AutoReset extends java.lang.Object {  
    public static void main(java.lang.String[]  
10 args) {  
        Point p1 = new Point();  
        Point p2 = new Point();  
        Point p3 = new Point();  
15 AutoReset a1 = new AutoReset();  
        a1.addObject(p1);  
        a1.addObject(p2);  
20 a1.addObject(p3);  
        for (int i = 0; i <= 100; i++) {  
            p1.set(i, i);  
            p2.set(i, i);  
25 p3.set(i, i);  
        }  
    }  
30  
    int count = 0;  
    private java.util.Vector _objects = new  
java.util.Vector();  
35 public java.util.Vector getObjects() {  
    return _objects;  
    }  
40  
    public void addObject(Point object) {  
        if (!_objects.contains(object)) {  
            object.getAspects().addElement(this);  
45 _objects.addElement(object);  
        }  
    }  
50  
    public void removeObject(Point object) {  
        object.getAspects().removeElement(this);  
55
```

```

    _objects.removeElement (object) ;
}
}

```

Table 6 - Intermediate code for aspect AutoReset

[0038] By examining the source code examples in Tables 1 through 3, and comparing them with the intermediate code examples in Tables 4 through 6, and especially the comments in Table 4, one of ordinary skill in the art will understand the transformations necessary for implementing a compiler according to the present invention.

Aspect Libraries

[0039] With the increasing complexity of today's systems, and the increasing demand for user-friendliness, modern software programs require a vast number of elements. Many of these elements, especially those concerned with user interfaces, and those addressing commonly faced issues, will be used over and over, both within the same software program, and for other programs. Rather than creating a new solution each time an issue reappears, a general routine for implementing the solution may be accessed from a library. Typically a software entity, which may be one or more program bodies or one or more object classes, embodying the primary functionality of the software program will include calls to a library routine. In object-oriented programming, for example, object class libraries are popular resources for developing software applications because they allow the developer to concentrate on writing code for new issues rather than having to re-create solutions that have previously been addressed by other developers in other applications.

[0040] Referring to Figure 3, an aspect library 310 is shown including a number of library aspects 312. Library aspects may be concrete or abstract. A concrete library aspect is the same as the aspect 110 illustrated in Figure 1, only packaged as part of an aspect library. It is described as being concrete because all the cross-cuts in it refer to concrete points in the computation, i.e. all the cross-cuts are bound to specific places in object classes. In a present embodiment of the invention, the concrete aspect extends the abstract library aspect through inheritance, but other ways of implementing this extension can be practiced without departing from the spirit of the invention.

[0041] The power of an aspect library lies in library aspects which are provided as abstract aspects in that their implementations can be reused for several different sets of points in the computation. An exemplary abstract library aspect 315 includes crosscut actions as in aspect 110 of Figure 1, but the crosscut 317 of the abstract library aspect acts as a placeholder rather than being specified as a particular point in the execution.

[0042] When use of an abstract library aspect is desired, it is bound to concrete points in the execution of an object (not shown) created from object class 320 by a concrete aspect 330 defined by the developer. In the concrete aspect, the developer uses the crosscut to define bindings 335 between the names of the cross-cuts 317 in the library aspect 315 to concrete points in the execution 325 of the object class 320.

[0043] In a present embodiment of the invention, a compiler for performing the compilation of abstract cross-cuts 317 of an abstract library aspect 315 takes the source files for the object classes and the concrete and abstract library aspects, and produces intermediate object classes that are then compiled into byte codes. Those skilled in the art will readily appreciate that other ways of performing the compilation are possible without departing from the spirit of the invention. For example, the compilation might be done at the byte code level, and might make use of the extensibility of Java's byte code format, e.g., tags.

[0044] Tables 7 through 9 contain source code for an abstract library aspect, a concrete aspect, and an object class, respectively.

```

----- MethodDebug.java -----
5  aspect MethodDebug {
    abstract crosscut debugTypes;
    crosscut allMethods: * *(..) on @debugTypes;

10     static advise @allMethods(..) {
        before {
            System.out.println("about to call
15     "+thisJoinPoint.methodName);
        }
        after {
20         System.out.println("have called
            "+thisJoinPoint.methodName+
                ", returns
25         "+thisResultObject);
        }
    }
}

```

30 Table 7 - Source code for abstract library aspect
MethodDebug

```

35 aspect DebugMyClass extends MethodDebug {
    crosscut debugTypes: on MyClass;
}

```

40 Table 8 - Source code for concrete aspect DebugMyClass

```

45 class MyClass {
    public void method() {
        System.out.println("MyClass");
    }
50     public void bar(int x) {

```

55

```

        System.out.println("bar("+x+") on MyClass");
    }
}

```

5

Table 9 - Source code for object class MyClass

10 [0045] Tables 10 through 12 contain source code for three intermediate object classes corresponding to the two aspects and the object class in Tables 7 through 9, respectively. Table 12 also contains comments which are helpful in describing the transformations. These are the intermediate codes generated by the preprocessing phase of the compiler.

15

```

----- ajworkingdir\MethodDebug.java -----
-----
class MethodDebug extends java.lang.Object {
}

```

20

Table 10 - Intermediate code for object class MethodDebug

25

30

```

----- ajworkingdir\DebugMyClass.java -----
-----
class DebugMyClass extends MethodDebug {
}

```

35

Table 11 - Intermediate code for object class DebugMyClass

40

45

```

----- ajworkingdir\MyClass.java -----
-----
class MyClass extends java.lang.Object {
    protected final void MyClass$method$signature()
}

```

50

55

```

5      java.lang.System.out.println("MyClass");
      }

      public void method() {
10         {
            /*
            * Generated by aspectj
            * This implements the before advice * *()
            * weave from the aspect MethodDebug.
15         (LibTest.java:13)
            */
            {
20         java.lang.System.out.println("about to
            call " + "method");
            }
            MyClass$method$signature();
25         /*
            * Generated by aspectj
            * This implements the after advice * *()
            * weave from the aspect MethodDebug.
30         (LibTest.java:16)
            */
            {
35         java.lang.System.out.println("have called
            " + "method" + ", returns " +
            ((java.lang.Object)null));
40         }
            }
        }

45     protected final void MyClass$bar$signature(int
        x) {
        java.lang.System.out.println("bar(" + x + ")
50     on MyClass");
        }
    }

```

```

5      public void bar(int x) {
        {
          /*
            * Generated by aspectj
            * This implements the before advice * *()
10         * weave from the aspect MethodDebug.
          (LibTest.java:13)
            */
          {
15             java.lang.System.out.println("about to
call " + "bar");
          }
20         MyClass$bar$signature(x);
          /*
            * Generated by aspectj
            * This implements the after advice * *()
25         * weave from the aspect MethodDebug.
          (LibTest.java:16)
            */
          {
30             java.lang.System.out.println("have called
" + "bar" + ", returns " +
35             ((java.lang.Object)null));
          }
40         }
      }
45 }

```

Table 12 - Intermediate code for object class MyClass

[0046] By examining the source code examples in Tables 7 through 9, and comparing them with the intermediate code examples in Tables 10 through 12, and especially the comments in Table 12, one of ordinary skill in the art will understand the transformations necessary for implementing a compiler according to the present invention.

[0047] While the present invention has been described in relation to an object-oriented environment, those skilled in the art will appreciate that these techniques may readily be applied to other programming paradigms.

55 Claims

1. A computer system having a processor, a memory, and a software entity comprising either a program body or one or more object classes, the software entity defining an overall functionality of a software application program, and

an aspect-oriented programming environment supporting an aspect that implements concerns that cross-cut the overall functionality of the software entity, the aspect comprising:

- a) a cross-cut that comprises a point in the execution where cross-cutting behavior is to be included; and
- b) a cross-cut action comprising a piece of implementation associated with the cross-cut, the piece of implementation comprising computer-executable code that implements the cross-cutting behavior;
- c) wherein the cross-cut action transparently forces the cross-cutting behavior on the software entity.

2. A system according to claim 1, wherein the cross-cut defines a plurality of points in the computation associated with a plurality of places in the software entity.

3. A method for developing software in a computer system including an aspect-oriented programming environment supporting an aspect that implements concerns that cross-cut the overall functionality of the software entity, the method comprising:

- a) creating a software entity comprising either a program body or one or more object classes, the software entity defining an overall functionality of a software application program,
- b) creating an aspect which modifies at least one software entity by forcing behavior on the at least one software entity, wherein the modification is transparent to the at least one software entity;
- c) compiling the software entity along with the aspect to thereby force the behavior of the aspect onto the software entity.

4. The method of claim 3, wherein the cross-cut defines a plurality of points in the computation associated with a plurality of places in the software entity.

5. The method of claim 3 or claim 4, wherein creating an aspect comprises:

- 1) creating a cross-cut defining a point in the computation where cross-cutting behavior is to be included; and
- 2) creating a cross-cut action comprising a piece of implementation associated with the cross-cut, the piece of implementation comprising computer-executable code that implements the cross-cutting behavior.

6. The method of any of claims 3 to 5, wherein the cross-cut is a concrete cross-cut that uniquely defines a point in the computation where cross-cutting behavior is to be included.

7. The method of any of claims 3 to 6, wherein the computer system further includes an aspect library including a library aspect, the method comprising creating the cross-cut comprises creating a concrete aspect that reuses parts of an implementation of the library aspect.

8. An aspect library for use in a computer system having a processor, memory, and an aspect-oriented operating environment, the aspect library for use in creating a software program, the software program comprising one or more software entities that define the overall functionality of the software program, each of the one or more software entities comprising one or more program bodies or one or more object classes, each of the one or more software entities comprising computer executable code which performs one or more functions, the aspect library comprising a plurality of aspects, each aspect comprising:

- a) a placeholder for specifying a cross-cut that comprises a point in the execution where cross-cutting behavior is to be included; and
- b) a cross-cut action comprising a piece of implementation associated with the cross-cut, the piece of implementation comprising computer-executable code that implements the cross-cutting behavior;
- c) wherein the cross-cut action transparently forces the cross-cutting behavior on the software entity.

9. A computer-readable medium for use a computer system having a processor, a display, and memory, the memory including an aspect-oriented operating environment, the computer-readable medium having an aspect library comprising a plurality of aspects, each aspect comprising:

- a) a placeholder for specifying a cross-cut that comprises a point in the execution where cross-cutting behavior is to be included; and
- b) a cross-cut action comprising a piece of implementation associated with the cross-cut, the piece of imple-

mentation comprising computer-executable code that implements the cross-cutting behavior;
c) wherein the cross-cut action transparently forces the cross-cutting behavior on the software entity.

5 10. A method for transferring a computer program product from one or more first computers to a second computer connected to the one or more first computers through a communications medium, the method comprising:

a) accessing, on the one or more first computers, an aspect library comprising a plurality of aspects, each aspect comprising:

- 10
- 1) a placeholder for specifying a cross-cut that comprises a point in the execution where cross-cutting behavior is to be included; and
 - 2) a cross-cut action comprising a piece of implementation associated with the cross-cut, the piece of implementation comprising computer-executable code that implements the cross-cutting behavior;
 - 3) wherein the cross-cut action transparently forces the cross-cutting behavior on the software entity; and
- 15

b) transferring the computer-executable instructions from the one or more first computers to the second computer.

20

25

30

35

40

45

50

55

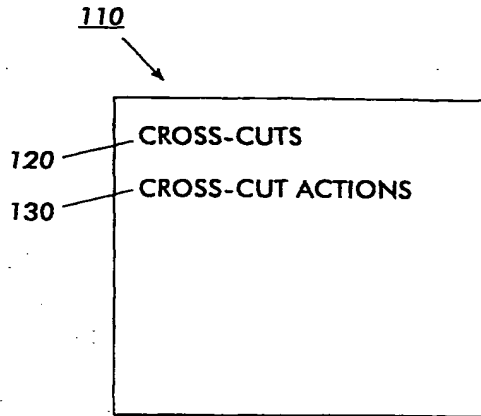


FIG. 1

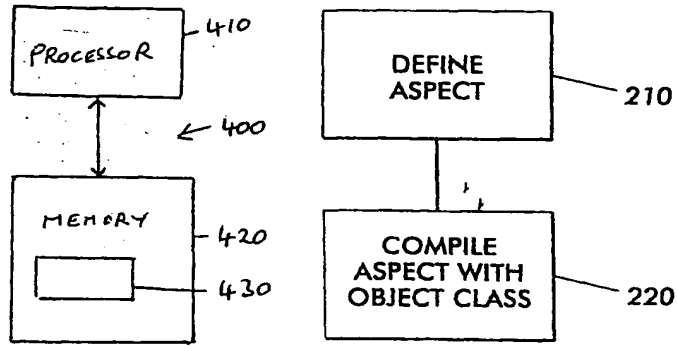


FIG. 4

FIG. 2

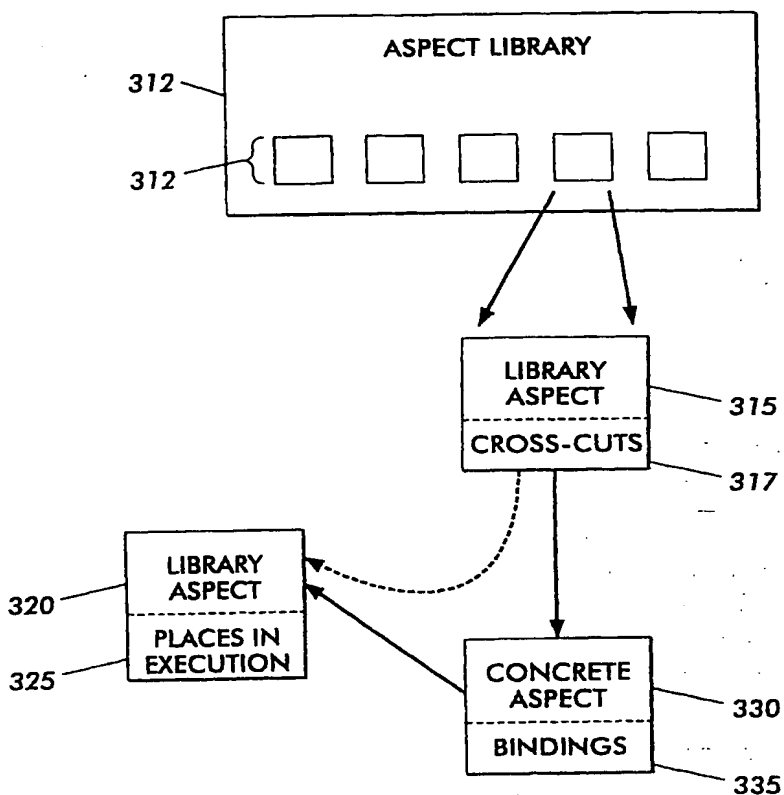


FIG. 3

THIS PAGE BLANK (USPTO)